



Comet Upgrade For Z490 (STEAM CODE)

Redemption Process

MADE FOR GAMERS & CREATORS



Step 1 : Register/Login to MSI Member Center



1



MSI OFFICIAL SITE

MSI FORUM

English / English

WELCOME TO MSI MEMBER CENTER

REGISTER YOUR MSI PRODUCT NOW TO ENJOY A
HOST OF BENEFITS !

- ✓ Warranty Registration [More](#)
- ✓ Exclusive updates on promotions and events
- ✓ Quicker service and product support
- ✓ View your current registered MSI products



MSI GameBot

One click to get MSI member
service!



App Store



Google Play

MSI RESPECT YOUR PRIVACY

MSI does not trade customer information. Just as important, you control how MSI contacts you. We will collect your preferences at the end of this registration, and we encourage you to view our complete online privacy policy. <https://www.msi.com/page/privacy-policy>

LOGIN

E-mail


E-mail

Password

Password

[Forgot your password?](#)

Captcha



You need to calculate the answer $X + Y = ?$

2

You need to calculate the answer $X + Y = ?$

Login

[Create an Account](#)

If you have any questions about the registration process, please refer to [FAQ](#).

You can use the account and password below
to log in directly as an MSI Member.

f Facebook

G Google

Step 2 : Go to product registration page



MSI OFFICIAL SITE

MSI FORUM

LOGOUT

English / English

HOME

Welcome! chiaan lin

MY PROFILE

1

MY PRODUCT

MY PRODUCT

MY REWARDS

2

SHOUTOUT

+ Product Registration

MY WARRANTY

PROMOTIONS

MY SUPPORT

◦ WEB TICKET

◦ REPAIR
HISTORY

◦ APPLY FOR
REPAIR
SERVICE

◦ GARANTIE
SUR SITE

Step 3 : register a new product

[MSI OFFICIAL SITE](#)[MSI FORUM](#)[LOGOUT](#)[English / English](#)[HOME](#)[MY PROFILE](#)[MY PRODUCT](#)[MY REWARDS](#)[SHOUTOUT](#)[MY WARRANTY](#)[PROMOTIONS](#)[MY SUPPORT](#)[WEB TICKET](#)[REPAIR
HISTORY](#)[APPLY FOR
REPAIR
SERVICE](#)[GARANTIE
SUR SITE](#)

Welcome! chiaan lin

MY PRODUCT

WARRANTY REGISTRATION: NOTEBOOK, ALL-IN-ONE PC, DESKTOP, MONITOR

The promotion excluded MOTHERBOARD and GRAPHICS CARD.

ENJOY BENEFITS.

All customers who purchase a new MSI product and then complete registration and reply to the questionnaire will receive a 3-month warranty extension.

1. This does not apply to product of which standard warranty has been expired.(But customers can still complete registration and questionnaire)
2. Customers have to complete the questionnaire in advance to get the full benefits.
3. MSI reserves the right to update or modify these terms and conditions of this program.
4. This extended warranty service only can be applicable to the original country or region where consumers purchased the notebooks/all-in-one.

If you have any questions about the warranty extension on offer, please direct your inquiries to local service hotlines or the MSI support service.

[I want to register a new product](#)[主機板 - \[超頻 / 電競 / 軍規 \] 系列免費升級 4 / 5 年保固](#)

Step 4 : Select product line



PLEASE SELECT THE PRODUCT TYPE YOU WANT TO REGISTER



Notebook



Mobile Workstation



Vortex



All-in-One PC



Desktop



Monitor



Motherboard



Graphics Card



CASE



Gaming Chair



Gaming Gear



Others

Step 5 : Choose the way to find S/N number

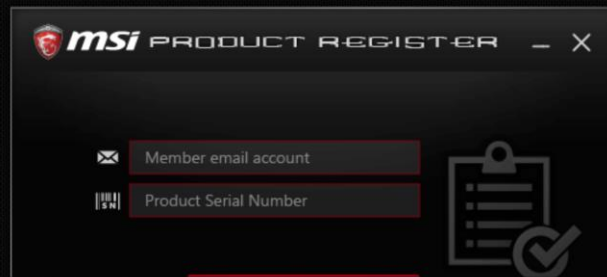


MSI REGISTER HELPER

Manually Register Product



Download Register Helper



- * Manually Register Product: Find the S/N code by manually checking product
- * Download Register Helper: Find the S/N code by downloading register helper

Step 5-1-1 : Download register helper



Download register helper. The computer you run the Helper should be your purchased motherboard/Desktop.
*If your purchased motherboard is not installed, please click “Try other register way” beside Download button.

Step 5-1-2 : Submit registration data & click “Next” on this page



Submit

oliviachen@msi.com

Type in the Product Serial Number

msi PRODUCT REGISTER

test@msi.com

601-7601-18001234567890

Submit

[Click on the Product to Learn How to Identify the Serial Number](#)

Click "Submit" to send registration data and back to this page to "Next" step.

MSProductRegHelper

Success! product active please back to website click next step

確定

Next

Submit registration data with Register Helper
Back to this page and click red button with “NEXT”

Step 5-2-1 : Fill in S/N number

[MSI OFFICIAL SITE](#)[MSI FORUM](#)[LOGOUT](#)[English / English](#)[HOME](#)[MY PROFILE](#)[MY PRODUCT](#)[MY REWARDS](#)[SHOUTOUT](#)[MY WARRANTY](#)[PROMOTIONS](#)[MY SUPPORT](#)[◦ WEB TICKET](#)[◦ REPAIR HISTORY](#)[◦ APPLY FOR REPAIR
SERVICE](#)[ONLINE CHAT](#)

Welcome!

PRODUCT REGISTRATION

✦ S/N1 (S/N)

601-7-0206

[Click on the Product to Learn How to Identify the Serial Number](#)

Please pay attention to the differences between '0' and 'O', '1' and 'I'. If you still have problem, please contact us through My Support.

[Next](#)[Cancel](#)

Step 5-2-2 : Complete the product registration form



msi

MSI OFFICIAL SITE MSI FORUM LOGOUT English / English

HOME

MY PROFILE

MY PRODUCT

MY REWARDS

SHOUTOUT

MY WARRANTY

PROMOTIONS

MY SUPPORT

- WEB TICKET
- REPAIR HISTORY
- APPLY FOR REPAIR SERVICE

ONLINE CHAT

Welcome!

PRODUCT REGISTRATION

Product TypeMotherboard

Product NameMEG X399 CREATION

Model9

Serial Number667-2-6

CHK

CHK

Please find the serial number sticker on the product and input the 3 digit CHK code as shown below. (The image shown below is an example on where the CHK code could be found)

Country/RegionSelect

Purchased DateYYYY-MM-DD

Where did you purchase the product

- Retail store
- Online retailer
- Reseller

Store NameSelect

Invoice Upload選擇檔案 未選擇任何檔案

Please resize the image to a with no greater than 1600px (.jpg, .gif, .png)
The invoice should include the model name, invoice date, and invoice number. (photo of printed invoice or screenshot of digital invoice)

Step 6 : Select the promotion you want to redeem



msi

MSI OFFICIAL SITE MSI FORUM LOGOUT English / English

HOME
MY PROFILE
MY PRODUCT
MY REWARDS
MY WARRANTY
PROMOTIONS
APPLY FOR REPAIR SERVICE
ONLINE CHAT
微星夥伴

Welcome! 李盈霖

REGISTER YOUR MSI PRODUCT NOW TO ENJOY A HOST OF BENEFITS !

- ✓ Warranty Registration [More](#)
- ✓ Exclusive updates on promotions and events
- ✓ Quicker service and product support

PROMOTIONS

[Redeem Guide](#) [I have Promotion Code](#)

Application usage record

26 minutes ago	My Profile
26 minutes ago	My Warranty
1 week ago	Promotions

Each product can only redeem its qualifying promotion(s) once. MSI reserves the right of final decision on the interpretation of these promotions. Not every MSI Model qualify for this promotion.

COMET UPGRADE FOR Z490
UP TO **USD 50** STEAM CODE

1. Select "PROMOTIONS"
2. Click on the Promotion that you would like to redeem
3. Select the Product you purchased

Step 7 : Provide Invoice & Product Barcode Photos to Verify



Personal Information. * Please fill in correctly.

E-mail	<input type="text"/>
* Last Name	<input type="text"/>
* First Name	<input type="text"/>
* Zip Code	<input type="text"/>
* Address	<input type="text"/>
* Telephone	<input type="text"/>
* Invoice Number	<input type="text"/>

Register eligible products, and upload the invoice

Motherboard

Product Type	Product Name / Serial Number	Purchased Date	
Motherboard	MEG Z490 GODLIKE 601- <input type="text"/>	2020/05/06	<div>Invoice <input type="radio"/> Select</div> <div><input type="button" value="Check"/> <input type="button" value="Upload"/></div> <div>Product Barcode</div> <div><input type="button" value="Upload"/></div> <div>Product Image</div> <div><input type="button" value="Upload"/></div>

Example of Uploaded Documents



INVOICE

Product S/N

New and Used products

1 ABC PC BUILD

Billing Address

Sales receipt no.

Customer no.


Order no.

Branch no.

2

Date of receipt	2020/05/06
Order date	2020/05/06

Reference	Description	VAT	Quantity Ordered
3	MSI Z490 GODLIKE	20%	1
	Delivery Charge	20%	1



Please make sure you have uploaded three items 1) Invoice/Purchase Proof 2) Product S/N 3) New and Used Products

- Invoice/Purchase Proof : 1) Channel Partner name 2) Purchase Date 3) Purchase Model Name
- Product S/N number (show like upper example)
- New and Used Products (show like upper example)

Step 8: Redeem Complete

[MSI OFFICIAL SITE](#)[MSI FORUM](#)[LOGOUT](#)[English / English](#)

MESSAGE

Dear Customer,

Your request has been successfully sent. Application is under process, please keep in mind that all applications are checked by our staff and might take up to 7 ~ 14 working days. Game code will be sent to your registered email address once confirmed.

Thank you for your patience.

*If you didn't receive our email in your inbox, please kindly check in the Spam, Junk, Trash, Deleted Items, or Archive folder.

[Home](#)

Copyright © 2018 Micro-Star Int'l Co., Ltd. All rights reserved.

[Privacy Policy](#) | [Terms of Use](#) | [Cookie Policy](#)

Taiwan [TW]

Get your Prize!



COMET UPGRADE FOR Z490

UP TO **USD 50** STEAM CODE



Agree to the Event Terms and Conditions to complete product registration and await MSI review. If MSI determines You meet all eligibility criteria, the game code(s) (see below) will be sent to Your registered email address. Verification may take up to **14** business days.



MADE FOR GAMERS & CREATORS

