



Smart Learning with PRO

Redemption Process

MADE FOR GAMERS & CREATORS






First step:
Register your Product

Step 1 : Register/Login to MSI Member Center



1



[MSI OFFICIAL SITE](#) [MSI FORUM](#) [English / English](#)

CREATE AN ACCOUNT

MSI is committed to respecting and protecting your privacy.
The information you are providing here will help us provide you with better service.


E-mail

Password

Confirm Password

Date of Birth

Captcha



Step 2 : Go to product registration page

[MSI OFFICIAL SITE](#)[MSI FORUM](#)[LOGOUT](#)[English / English](#)[HOME](#)

Welcome!

[MY PROFILE](#)

1

[MY PRODUCT](#)

MY PRODUCT

[MY REWARDS](#)

2

[SHOUTOUT](#)[+ Product Registration](#)[MY WARRANTY](#)[PROMOTIONS](#)[MY SUPPORT](#)

- WEB TICKET

- REPAIR
HISTORY

- APPLY FOR
REPAIR
SERVICE

- GARANTIE
SUR SITE

Step 3 : register a new product

[MSI OFFICIAL SITE](#)[MSI FORUM](#)[LOGOUT](#)[English / English](#)[HOME](#)[MY PROFILE](#)[MY PRODUCT](#)[MY REWARDS](#)[SHOUTOUT](#)[MY WARRANTY](#)[PROMOTIONS](#)[MY SUPPORT](#)[WEB TICKET](#)[REPAIR
HISTORY](#)[APPLY FOR
REPAIR
SERVICE](#)[GARANTIE
SUR SITE](#)

Welcome!

MY PRODUCT

WARRANTY REGISTRATION: NOTEBOOK, ALL-IN-ONE PC, DESKTOP, MONITOR

The promotion excluded MOTHERBOARD and GRAPHICS CARD.

ENJOY BENEFITS.

All customers who purchase a new MSI product and then complete registration and reply to the questionnaire will receive a 3-month warranty extension.

1. This does not apply to product of which standard warranty has been expired.(But customers can still complete registration and questionnaire)
2. Customers have to complete the questionnaire in advance to get the full benefits.
3. MSI reserves the right to update or modify these terms and conditions of this program.
4. This extended warranty service only can be applicable to the original country or region where consumers purchased the notebooks/all-in-one.

If you have any questions about the warranty extension on offer, please direct your inquiries to local service hotlines or the MSI support service.

[I want to register a new product](#)

Step 4 : Select product line



MY PRODUCT

MY REWARDS

MY REVIEWS

MY WARRANTY

PROMOTIONS

- SHOUTOUT

MY SUPPORT

- WEB TICKET

- REPAIR HISTORY

- APPLY FOR REPAIR SERVICE

PLEASE SELECT THE PRODUCT TYPE YOU WANT TO REGISTER



Notebook



All-in-One PC



Desktop



Monitor



Motherboard



Graphics Card



Case



Gaming Chair



Gaming Gear

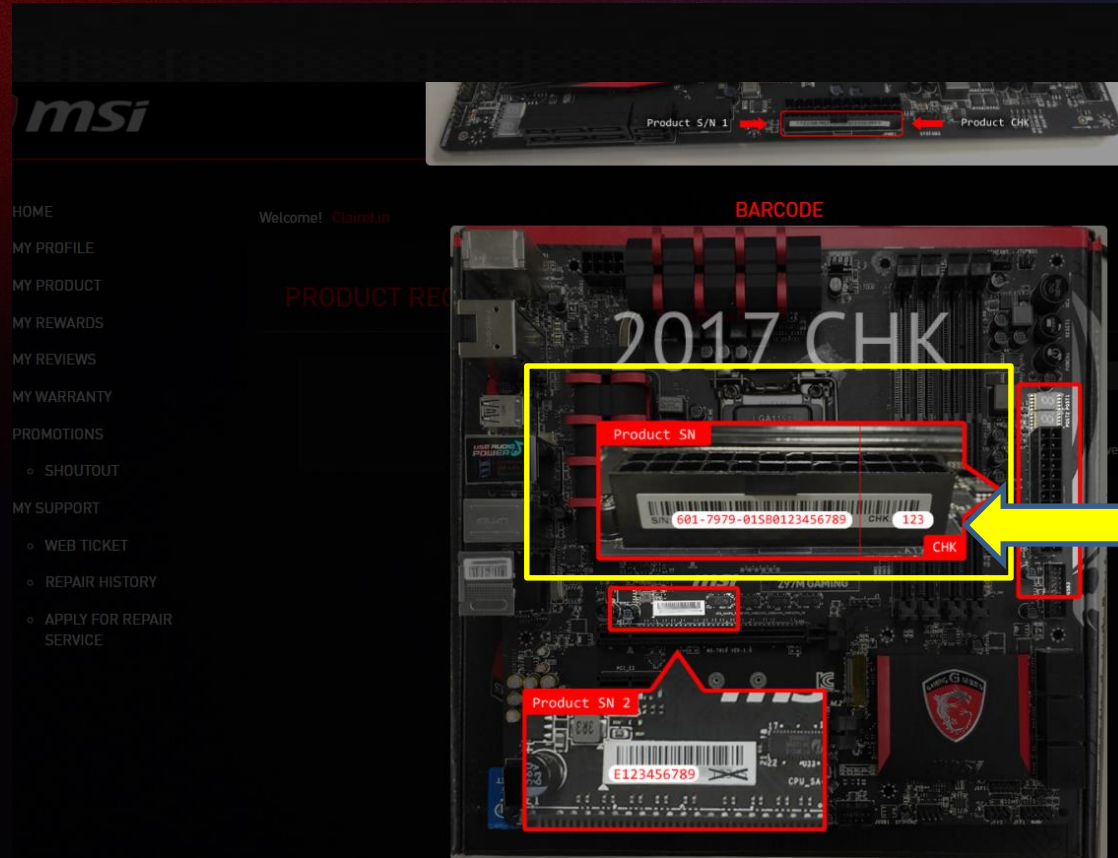


Liquid Cooling



Others

Step 5 : Click on the Product to Learn How to Identify the S/N number and CHK number



S/N number
and CHK
number

Step 5-1 : Fill in S/N number

[MSI OFFICIAL SITE](#)[MSI FORUM](#)[LOGOUT](#)[English / English](#)[HOME](#)

Welcome!

[MY PROFILE](#)[MY PRODUCT](#)[MY REWARDS](#)[MY REVIEWS](#)[MY
WARRANTY](#)[PROMOTIONS](#)[◦ SHOUTOUT](#)[MY SUPPORT](#)[◦ WEB
TICKET](#)[◦ REPAIR
HISTORY](#)

PRODUCT REGISTRATION

* S/N1 (S/N)

Click on the Product to Learn How to Identify the Serial Number

Please pay attention to the differences between '0' and 'O', '1' and 'l'. If you still have problem, please contact us through My Support.

[Next](#)[Cancel](#)

Step 5-2 : Fill in CHK number



MY REWARDS

MY REVIEWS

MY WARRANTY

PROMOTIONS

• SHOUTOUT

MY SUPPORT

• WEB TICKET

• REPAIR HISTORY

• APPLY FOR REPAIR
SERVICE

Product Type Motherboard

Product Name MAG B550 TOMAHAWK

Model

Serial Number

• CHK

CHK

Please find the serial number sticker on the product and input the 3 digit CHK code as shown below. (The image shows an example on where the CHK code could be found)



Step 5-3 : Complete the product registration form



MY PRODUCT

MY REWARDS

MY REVIEWS

MY WARRANTY

PROMOTIONS

◦ SHOUTOUT

MY SUPPORT

◦ WEB TICKET

◦ REPAIR HISTORY

PRODUCT REGISTRATION

Product Type	Monitor
Product Name	Optix MAG272CQR
Model	9S6-3CA66T-005
Serial Number	CA6T059460074

Region / Location	Sweden
Store Name	Komplett.se
Purchased Date	2020-08-20 YYYY-MM-DD
Where did you purchase the product	<input checked="" type="radio"/> Retail store <input type="radio"/> Online retailer <input type="radio"/> Reseller

Invoice Upload	C:\Users\clairerlin\Desktop 浏览... <p>Please resize the image to a width no greater than 1600px (.jpg, .gif, .png) The invoice should include the model name, invoice date, and invoice number. (photo of printed invoice or screenshot of digital invoice)</p>
----------------	---

Captcha	
---------	--

★ Don't forget to upload the invoice!



Second:
Redeem eligible promotion

Step 6 -1: Go to relative promotion



MSI OFFICIAL SITE MSI FORUM LOGOUT English / I

HOME

MY PROFILE

MY PRODUCT

MY REWARDS

MY REVIEWS

MY WARRANTY

PROMOTIONS

• SHOUTOUT

MY SUPPORT

• WEB TICKET

• REPAIR HISTORY

• APPLY FOR REPAIR

Welcome!

MY PRODUCT

+ Product Registration

Product Type	Product Name / Serial Number	Purchased Date	Warranty Standard	
Motherboard	MAG B550 TOMAHAWK 601-7C91-010B2006012104	08.08.2020	Standard Warranty	<div>Service item</div> <div>Relative promotion</div>

Step 6 -2: Click “Go to redeem”



Product Promotion

Promotion Name (Link)

Review Status	Digital Code / Ship Tracking No	Note
Stop struggling, Start Evolving		
go to redeem		

Close

Step 6 -3: Click “redeem”



MY REVIEWS

MY WARRANTY

PROMOTIONS

◦ SHOUTOUT

MY SUPPORT

◦ WEB TICKET

◦ REPAIR
HISTORY

◦ APPLY FOR
REPAIR
SERVICE

SMART LEARNING WITH PRO



ระยะเวลาโปรโมชั่น
30 ก.ย. 20 - 31 ส.ค. 20

[Product Registration](#) [Eligible products](#) [Redeem Guide](#) [Promotion Detail](#) [Activate the Code](#)

Purchased Date	Product Name / Serial Number	Invoice Upload	Code
08.08.2020	MAG B550 TOMAHAWK	Invoice	Redeem

Click “Redeem”

Step 7-1: Fill in all of information required and upload invoice and product barcode



For DUO bundle

- 1.MSI Motherboard invoice
- 2.Eligible CPU invoice
- 3.Motherboard product image with S/N code label
- 4.CPU product image with S/N code label

Redeem Code

Product Name

MAG B550 TOMAHAWK

Serial Number

Invoice Upload

965366978ab4c06179f1270016b02f95.png

瀏覽...

Product Barcode

瀏覽...

Please be sure to upload the invoice and the picture of product SN number to speed up the verify process.

Please resize the image to a width no greater than 1600px [.jpg, .gif, .png]

The invoice should include the model name, invoice date, and invoice number. (photo of printed invoice or screenshot of digital invoice)

CPU

Invoice Number

Purchased Date

08.08.2020

Captcha

7 + 4

Example of Uploaded Documents



INVOICE

amazon.fr

FACTURE

Adresse de facturation:

Amazon EU S à r.l., Succursale Française
67 Boulevard du General Leclerc
Clichy 92110
France
TVA: FR12487773327

Adresse de livraison:

Numéro de commande:

Numéro de facture:

Date de la commande: 11/10/2019

Date de la facture/Date de la provision: 11/10/2019

Cte	Description de l'article	Prix Unitaire (hors TVA)	Taux TVA%	Prix Unitaire (inclus TVA)	Prix Total (inclus TVA)
1	MSI Trident 3 Arctic 8RD-002US	874,17 €	20 %	1049,00 €	1049,00 €
1	MSI 27" LED - Optix MAG27CQ	350,75 €	20 %	420,90 €	420,90 €
TOTAL:					1469,90 €

Product S/N

Desktop



Monitor



- Please make sure you have uploaded three items: Invoice/Purchase Proof & Product S/N on Product.
 - Invoice/Purchase Proof : 1) Channel Partner name 2) Purchase Date 3) Purchase Model Name
 - Product S/N number on Product(show like upper example)

Step 7-2: Wait for the feedback from MSI CS

[MSI OFFICIAL SITE](#)[MSI FORUM](#)[LOGOUT](#)[English / English](#)

MESSAGE

Dear Customer,

Your request has been successfully sent. Application is under process, please keep in mind that all applications are checked by our staff and might take up to 7 ~ 14 working days. Game code will be sent to your registered email address once confirmed.

Thank you for your patience.

*If you didn't receive our email in your inbox, please kindly check in the Spam, Junk, Trash, Deleted Items, or Archive folder.


[Next](#)



Check your redemption
status

Step 8: Select my product to check Relative Promotion





MSI OFFICIAL SITE MSI FORUM LOGOUT English / English

HOME

MY PROFILE

MY PRODUCT

MY REWARDS

MY REVIEWS

MY WARRANTY

PROMOTIONS

- SHOUTOUT

MY SUPPORT

- WEB TICKET
- REPAIR HISTORY

Welcome!

MY PRODUCT


+ Product Registration

Product Type	Product Name / Serial Number	Purchased Date	Warranty Standard	
Monitor	Optix MAG272CQR	20.08.2020	Standard Warranty	<div>Service item</div> <div>Relative promotion</div>
Liquid Cooling	MAG CORELIQUID 360R	17.08.2020	Standard Warranty	<div>Service item</div> <div>Relative promotion</div>

Click “Relative Promotion” to see the available promotion you have

Step 9 : Check the review status





- HOME
- MY PROFILE
- MY PRODUCT
- MY REWARDS
- MY REVIEWS
- MY WARRANTY
- PROMOTIONS
 - SHOUTOUT
- MY SUPPORT
 - WEB TICKET
 - REPAIR HISTORY

Welcome

MY

+ P

P

M

L

Product Promotion

Promotion Name (Link)

Review Status	Digital Code / Ship Tracking No	Note
Be Fast STEAM WALLET USD 50		
awaiting review		
Be Fast STEAM WALLET USD 200		
go to redeem		
Be Fast STEAM WALLET USD 300		
go to redeem		

Close



How to re-upload
requested documents?



Failure redemption step 1: If receive the notifications in your mailbox



Dear Customer,

We regret to inform that your request has been denied.

Please go to product page and re-upload your purchase proof and promotion page re-redeem again. Thank you.

https://register.msi.com/promotion/redeem/dtmntchair_2020_jul_befast_ww_50

Reason:

Regards of the uploading file is not complete, please kindly provide two images together in one file for the process the redemption.

1. Invoice or purchase proof (need to include purchase date, purchase store, and purchase model)
2. Monitor Serial Number image (the sticker behind the monitor)

Sincerely,

MSI customer service

<https://register.msi.com/>

click the link

Reasons for
fail redemption

Fail redemption step 2: Then go to My Product: click relative promotion



register.msi.com/product

應用程式 Gmail YouTube 地圖

MSI OFFICIAL SITE MSI FORUM LOGOUT English / English

HOME Welcome! levraibonheur9

1 MY PROFILE

MY PRODUCT

MY REWARDS

MY REVIEWS

MY WARRANTY

PROMOTIONS

- SHOUTOUT

MY SUPPORT

- WEB TICKET
- REPAIR HISTORY

+ Product Registration

Product Type	Product Name / Serial Number	Purchased Date	Warranty Standard	
Monitor	Optix MAG272CQR CA6T059460074	20.08.2020	Standard Warranty	2 Service item Relative promotion
Liquid Cooling	MAG CORELIQUID 360R 3067ZW1C3181310018000481	17.08.2020	Standard Warranty	Service item Relative promotion

Fail redemption step 3: You can redeem again



register.msi.com/product

Product Promotion

Promotion Name (Link)	Digital Code / Ship Tracking No	Note
Be Fast STEAM WALLET USD 50	redeem again	Regards of the uploading file is not complete, please kindly provide two images together in one file for the process the redemption. 1. Invoice or purchase proof (need to include purchase date, purchase store, and purchase model) 2. Monitor Serial Number image (the sticker behind the monitor)
Be Fast STEAM WALLET USD 200	go to redeem	
Be Fast STEAM WALLET USD 300	go to redeem	

Fail redemption step 4: Fulfill the requirements and redeem again



[Start to Redeem](#) [Eligible products](#) [Redeem Guide](#) [Promotion Detail](#) [Activate the Code](#)

Monitor

Purchased Date	Product Name / Serial Number	Invoice Upload	Select
20.08.2020	Optix MAG272CQR CA6T059460074	<div>The buy of prove</div> <div>Check file Upload file</div> <div>Product Barcode</div> <div>Check file Upload file</div> <div>Invoice No/ Trade No/ Order No</div> <div>10018288</div>	<div></div> <div>Regards of the uploading file is not complete, please kindly provide two images together in one file for the process the redemption. 1. Invoice or purchase proof (need to include purchase date, purchase store, and purchase model) 2. Monitor Serial Number image (the sticker behind the monitor)</div>

Redeem

Step 9-1: Redeem Complete

[MSI OFFICIAL SITE](#)[MSI FORUM](#)[LOGOUT](#)[English / English](#)

MESSAGE

Dear Customer,

Your request has been successfully sent. Application is under process, please keep in mind that all applications are checked by our staff and might take up to 7 ~ 14 working days. Game code will be sent to your registered email address once confirmed.

Thank you for your patience.

*If you didn't receive our email in your inbox, please kindly check in the Spam, Junk, Trash, Deleted Items, or Archive folder.

[Next](#)

Step 9-2: Receive the notifications from MSI in your mailbox as well



[No Reply] MSI Promotion - Be Fast STEAM WALLET USD 50 - Notice



Dear Customer,

Your request has been successfully sent. Application is under process, please keep in mind that all applications are checked by our staff and might take up to 7 ~ 14 working days. Game code will be sent to your registered email address once confirmed.

Thank you for your patience.

*If you didn't receive our email in your inbox, please kindly check in the Spam, Junk, Trash, Deleted Items, or Archive folder.



How to get the digital
prize?

Step 10-1 : Eventually, check your prize via your mailbox



[No Reply] MSI Redeem Notice - Success

no-reply <no-reply@msi-mail.com>
電 郵 發 送



SMART LEARNING WITH PRO



Congratulation on the purchase of your MSI® product!

Your **Be Fast STEAM WALLET USD 60** activation code is:

USD 50:



Notice: This activation code is sent to the e-mail you registered with.


How to activate **Be Fast STEAM WALLET USD 50?**

To activate your game code, please refer to <https://store.steampowered.com/account/redeemwalletcode>

Thank you!

Step 10-2 : Eventually, check your prize via MSI member center





OFFICIAL SITE MSI FORUM LOGOUT English / English

HOME

MY PROFILE

MY PRODUCT

MY REWARDS

MY REVIEWS

MY WARRANTY

PROMOTIONS

- SHOUTOUT

MY SUPPORT

- WEB TICKET
- REPAIR HISTORY

Welcome! [View dashboard](#)

MY PRODUCT

+ Product Registration

Product Type

Monitor

Liquid Cooling

Product Promotion

Promotion Name (Link)

Review Status	Digital Code / Ship Tracking No	Note
Be Fast STEAM WALLET USD 50		
pass	Code: USD 50: FQ6BP-M27ML-XDML5 WXLGM-K5BPA-8T77D SVH04-STPV9-W862E	Redeem Code
Be Fast STEAM WALLET USD 200		
go to redeem		
Be Fast STEAM WALLET USD 300		
go to redeem		

Close

Warranty Standard

Standard Warranty

Service item

Relative promotion

Standard Warranty

Service item

Relative promotion

Copyright © 2020 Micro-Star Int'l Co., Ltd. All rights reserved.
[Privacy Policy](#) | [Terms of Use](#) | [Cookie Policy](#)



MADE FOR GAMERS & CREATORS

